

# Core module: How to use TOSSD data

For multilateral institutions

27 May, Virtual Meeting

Presented by Aussama Bejraoui, Marisa Berbegal-Ibáñez, Adriana Sequeira-Granados

TOSSD Task Force Secretariat  
OECD Development Co-operation Directorate (DCD)

Financing for Sustainable Development Division (FSD)  
Statistical Standards and Methods Unit



# Outline

---

1. Introduction to TOSSD.online
2. Monitoring of global commitments
3. Summary of key points

1

# Introduction to TOSSD data visualisation tool

# What is 'TOSSD.online' and how to use it?

## What is TOSSD.online?

It is the TOSSD data visualisation tool. It permits to access the data in a powerful, yet easy to use, manner. Users can filter the data, produce alternate visualisation options, download charts, and export the activity level data with all the available details.



 [www.tossd.online](http://www.tossd.online)

## How to use TOSSD.online in 7 steps

1. Select relevant filters (Pillar, recipient country (click on “Action to filter by country or region), sector, year)
2. Click on “Apply selection”
3. Select the data visualisation chart by pillar, sector (CRS or ISIC), recipient (chart or map), SDG goals and targets
4. Click on “Browse activities”
5. Click on “Export activities” and download in excel, pdf or xml
6. Click on “Action” and “reset filters” or “see my selection”
7. Click on “TOSSD.org main site” and “About”

## Introduction to TOSSD data visualisation tool

# Step 1

1. Select relevant filters (Pillar, recipient country, sector, year).

The screenshot displays the TOSSD data visualisation tool interface. At the top, the title "Total Official Support for Sustainable Development (TOSSD)" is followed by the subtitle "Data visualisation tool". Below this is a navigation bar with three tabs: "TOSSD.org main site", "Visualisation Tool" (which is active), and "About".

The main filter area contains five dropdown menus, each with an orange border: "TOSSD pillars" (with a magnifying glass icon), "Recipient Countries" (with a globe icon), "Sectors" (with a bar chart icon), "Years" (with a calendar icon), and "Action" (with a gear icon). Each dropdown menu has a "Select" label and a downward arrow. An orange callout box with a downward-pointing arrow is positioned over the "Action" dropdown, containing the text "Click 'Action' to filter by country or region".

Below the filter area is a large grey button labeled "Apply selection". At the bottom of the interface, there is a "Repartition:" section with four options: "By Pillar" (which is selected), "By Sector", "By Recipient", and "By SDG". To the right of this section is a link labeled "Browse activities".

## Introduction to TOSSD data visualisation tool

### Step 2

2. Apply selection: All activities for Algeria in 2018 for all pillars and sectors.

The screenshot displays the TOSSD data visualisation tool interface. At the top, the title "Total Official Support for Sustainable Development (TOSSD)" is centered. Below the title is a navigation bar with three tabs: "TOSSD.org main site", "Visualisation Tool" (which is active), and "About".

The main interface features four filter sections: "TOSSD pillars" with a dropdown menu showing "All selected (2)", "Recipient Countries" with a dropdown menu showing "Algeria", "Sectors" with a dropdown menu showing "All selected (23)", and "Years" with a dropdown menu showing "2018". Each of these dropdown menus is highlighted with an orange box. To the right of these filters is an "Action" button with a gear icon and a dropdown arrow.

Below the filters is a prominent green button labeled "Apply selection" with a checkmark icon. An orange callout box with the text "Click 'Apply section'" and a downward-pointing arrow is positioned above this button, indicating the next step in the process.

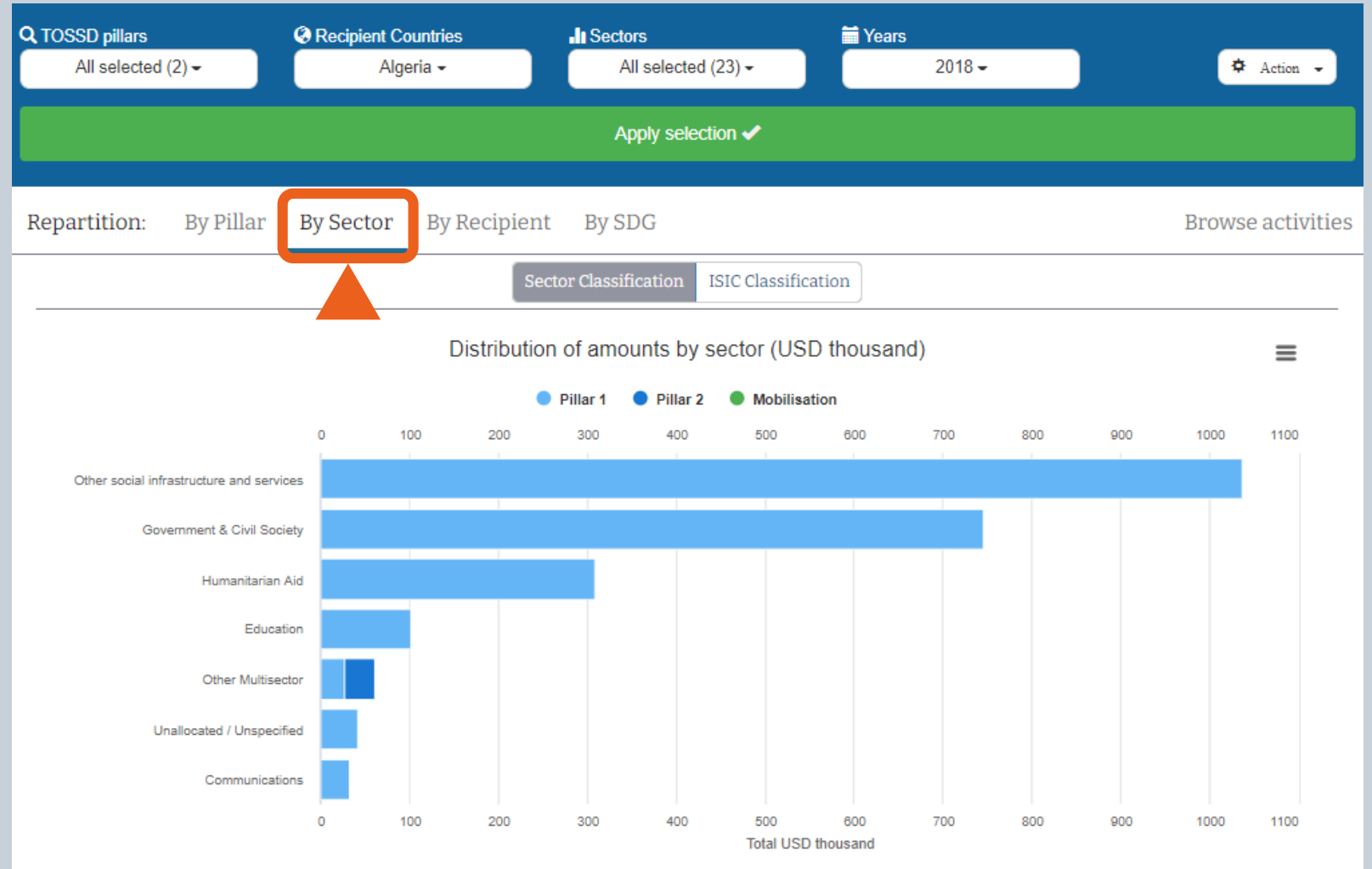
At the bottom of the interface, there is a "Repartition:" section with four options: "By Pillar" (which is selected), "By Sector", "By Recipient", and "By SDG". To the right of this section is a link labeled "Browse activities".

## Introduction to TOSSD data visualisation tool

### Step 3

3. Use the data visualisation by pillar, sector (CRS or ISIC), recipient (chart or map), SDG goals and targets.

#### Example: repartition by sector



## Introduction to TOSSD data visualisation tool

### Step 3

3. Use the data visualisation by pillar, sector (CRS or ISIC), recipient (chart or map), SDG goals and targets.

#### Example: repartition by SDG





# Introduction to TOSSD data visualisation tool: SDG monitoring

Make sure development co-operation is aligned with recipient countries' priorities for sustainable development

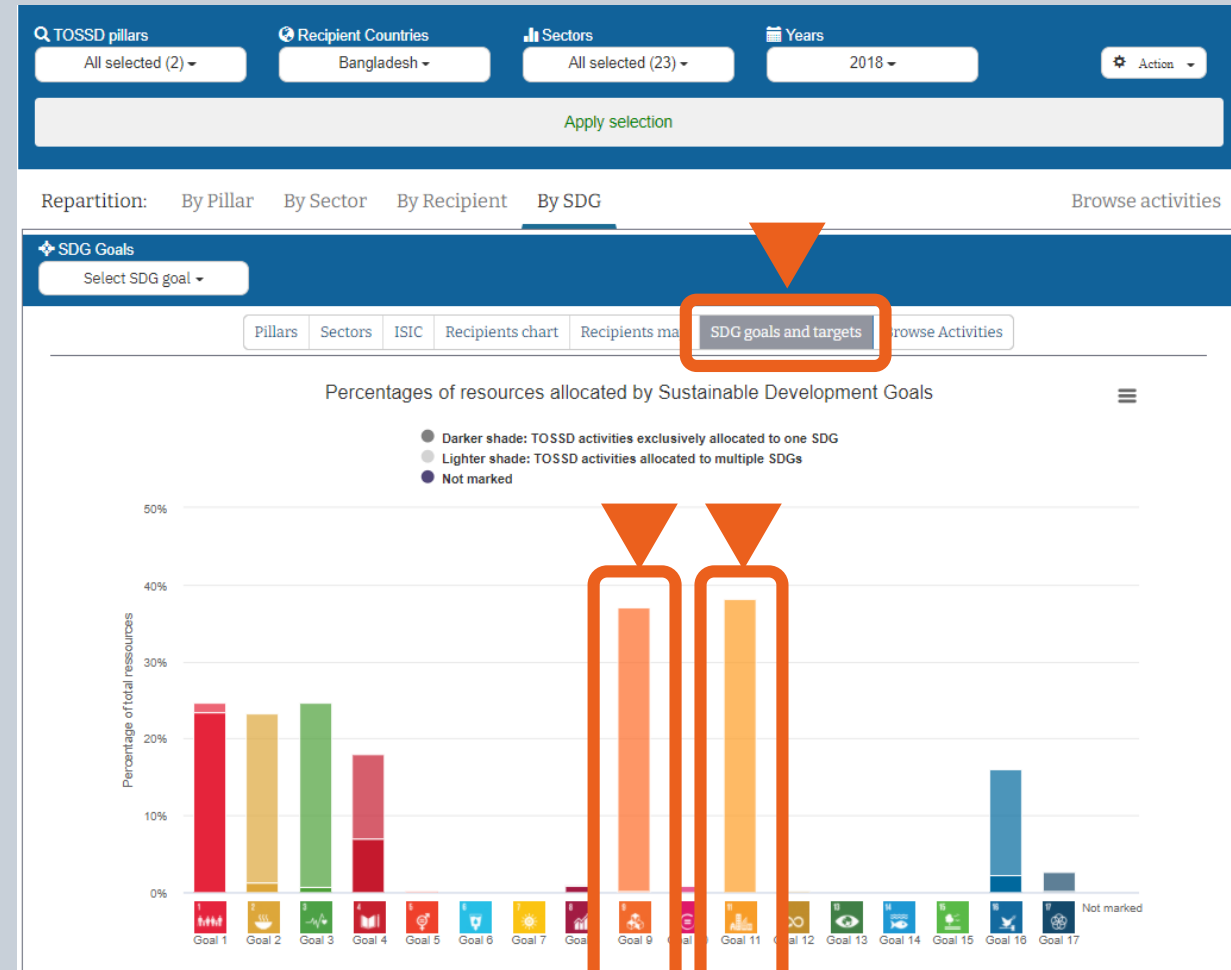
## Identify the various SDG priorities of providers (1/2)

1. Select relevant filters: all pillars, Bangladesh as recipient country, all sectors and a year.
2. Use the data visualisation to view the repartition by SDG goal and target.

**Findings:** Providers prioritise goal 9 and 11.



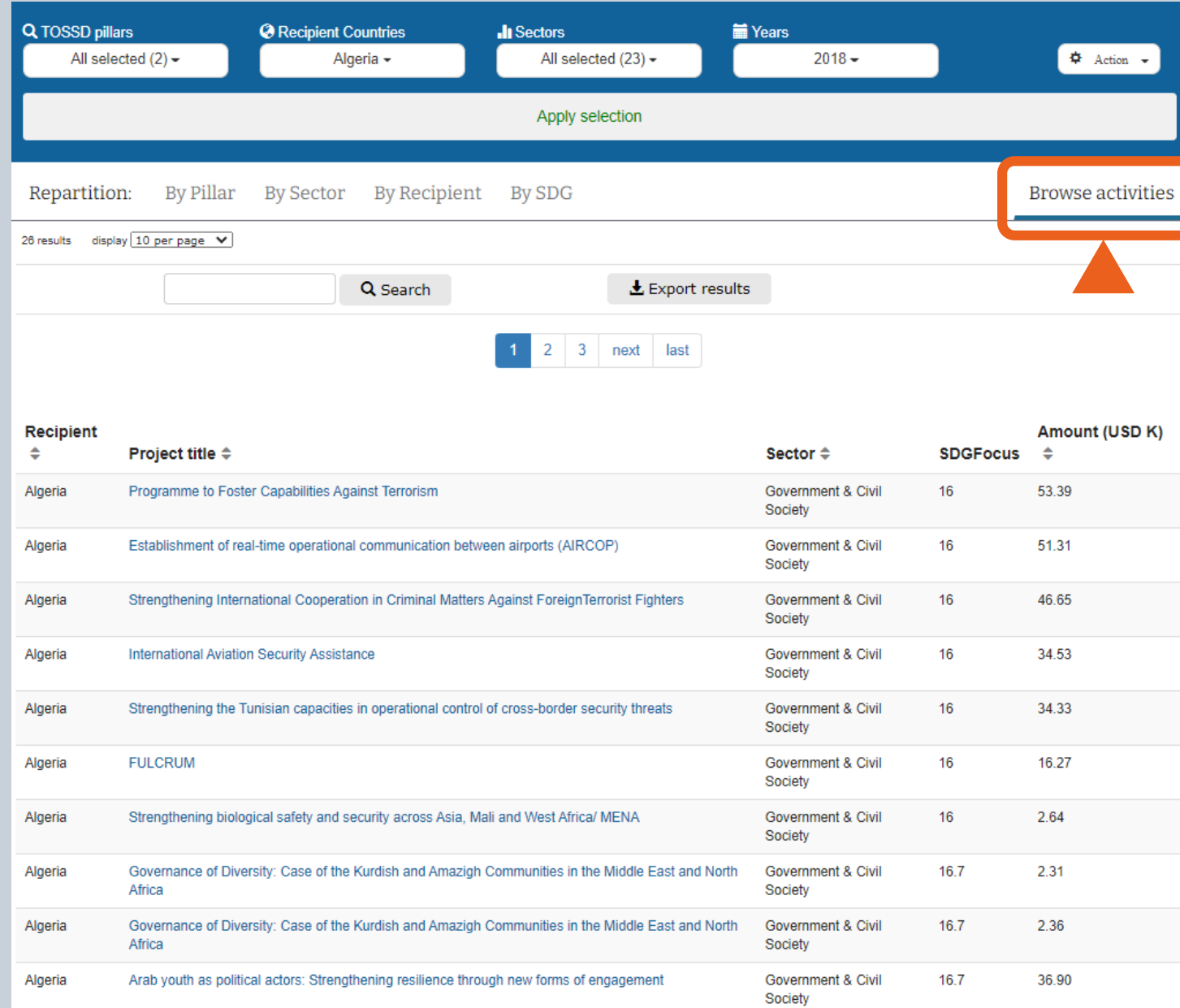
Which SDG targets do providers focus on in Bangladesh?



## Introduction to TOSSD data visualisation tool

# Step 4

### 4. Browse activities.



TOSSD pillars: All selected (2) ▾

Recipient Countries: Algeria ▾

Sectors: All selected (23) ▾

Years: 2018 ▾

Action ▾

Apply selection

Repartition: By Pillar By Sector By Recipient By SDG

26 results display 10 per page ▾

Search Export results

1 2 3 next last

Recipient	Project title	Sector	SDGFocus	Amount (USD K)
Algeria	Programme to Foster Capabilities Against Terrorism	Government & Civil Society	16	53.39
Algeria	Establishment of real-time operational communication between airports (AIRCOP)	Government & Civil Society	16	51.31
Algeria	Strengthening International Cooperation in Criminal Matters Against Foreign Terrorist Fighters	Government & Civil Society	16	46.65
Algeria	International Aviation Security Assistance	Government & Civil Society	16	34.53
Algeria	Strengthening the Tunisian capacities in operational control of cross-border security threats	Government & Civil Society	16	34.33
Algeria	FULCRUM	Government & Civil Society	16	16.27
Algeria	Strengthening biological safety and security across Asia, Mali and West Africa/ MENA	Government & Civil Society	16	2.64
Algeria	Governance of Diversity: Case of the Kurdish and Amazigh Communities in the Middle East and North Africa	Government & Civil Society	16.7	2.31
Algeria	Governance of Diversity: Case of the Kurdish and Amazigh Communities in the Middle East and North Africa	Government & Civil Society	16.7	2.36
Algeria	Arab youth as political actors: Strengthening resilience through new forms of engagement	Government & Civil Society	16.7	36.90

## Introduction to TOSSD data visualisation tool

# Step 5

5. Export activities as Excel, CSV or XML file.

The screenshot displays the TOSSD data visualisation tool interface. At the top, the title "Total Official Support for Sustainable Development (TOSSD)" is centered, with the subtitle "Data visualisation tool" below it. A navigation bar contains three links: "TOSSD.org main site", "Visualisation Tool" (which is active), and "About". Below the navigation bar, there are four filter sections: "TOSSD pillars" with a dropdown menu showing "All selected (2)", "Recipient Countries" with a dropdown menu showing "Algeria", "Sectors" with a dropdown menu showing "Select sector", and "Years" with a dropdown menu showing "2018". To the right of these filters is an "Action" button with a gear icon. Below the filters is a large grey button labeled "Apply selection". Underneath, there are four tabs for "Repartition": "By Pillar", "By Sector", "By Recipient", and "By SDG". To the right of these tabs is a link for "Browse activities". At the bottom left, it shows "28 results" and a "display" dropdown menu set to "10 per page". In the center, there is a search bar with a "Search" button. To the right of the search bar is a button labeled "Export results" with a download icon, which is highlighted with an orange border and an orange arrow pointing to it from above.

## Visualisation tool: project-level information

# Find specific information about a project

Example: Find specific information about a project in Costa Rica in the education sector.

TOSSD element	Information
Year	2018
Provider country	Canada
Provider agency	Global Affairs Canada
Recipient country	Costa Rica
Project title	Alternatives - IYIP Internships 2018-2021
Description	<p>This project is part of Global Affairs Canada's International Youth Internship Program (IYIP), funded by the Government of Canada's Youth Employment Strategy. The IYIP is designed to offer Canadian post-secondary graduates the opportunity to gain professional experience in international development. In consortium with the Réseau des carrefours jeunesse-emploi du Québec, University, TUQ, Ricochet and Funambules M.dias, Alternatives sends 120 interns to 10 countries as part of the ICT Driving Social Change project. Project activities include: setting up a training program on how to use information and communication technology (ICT) as an international development tool for interns; developing and facilitating educational games in math, chemistry and physics; developing an online discussion forum every year to share best practices and tools; practical work with Canadian organizations working in the social communications, ICT, media or digital security sectors; and providing training on communications strategies in support of work on international development (governance, gender equality and environment).</p>
SDG focus	4.1;17.6;16.7;16.1
Purpose	Primary education
Channel	Donor country-based NGO
Modality	In-kind co-operation expert
Amount committed	8.2 million CAD
Amount disbursed	3.9 million CAD

## Introduction to TOSSD data visualisation tool

# Step 6

6. Reset all filters or see my selection.

The screenshot displays the TOSSD data visualisation tool interface. At the top, the title "Total Official Support for Sustainable Development (T)" is visible, followed by the subtitle "Data visualisation tool". Below this is a navigation bar with three tabs: "TOSSD.org main site", "Visualisation Tool", and "About".

The main interface features four filter categories: "TOSSD pillars" (set to "All selected (2)"), "Recipient Countries" (set to "Algeria"), "Sectors" (set to "All selected (23)"), and "Years" (set to "2018"). Below these filters is a large "Apply selection" button.

At the bottom left, there is a "Repartition:" section with four options: "By Pillar", "By Sector", "By Recipient", and "By SDG". Below this is a chart area with a title "Distribution of amounts by pillar (USD thousand)" and zoom controls (+ and -).

An orange callout box on the right side of the interface points to an "Action" button, which is highlighted with a red border. A dropdown menu is open below the "Action" button, showing three options: "Filters and selection", "Reset all filters", and "See my selection". The "Reset all filters" option is highlighted in green.

Click 'Action' to reset filters or see your selection

## Introduction to TOSSD data visualisation tool

### Step 7

7. Find more information about TOSSD and the visualisation tool.

The screenshot shows the TOSSD data visualisation tool interface. Two orange callout boxes provide instructions: 'Click 'TOSSD.org main site' to find more information about TOSSD' and 'Click 'About' to find more information about the visualisation tool'. The 'TOSSD.org main site' and 'About' buttons in the navigation bar are highlighted with orange boxes. Below the navigation bar, there are filters for 'TOSSD pillars', 'Recipient Countries', 'Sectors', and 'Years', each with a dropdown menu showing 'All selected' counts. An 'Apply selection' button is located below these filters. At the bottom, there is a 'Repartition:' section with tabs for 'By Pillar', 'By Sector', 'By Recipient', and 'By SDG', and a 'Browse activities' link.

Click 'TOSSD.org main site' to find more information about TOSSD

Click 'About' to find more information about the visualisation tool

TOSSD.org main site

About

TOSSD pillars: All selected (2)

Recipient Countries: All selected (163)

Sectors: All selected (23)

Years: All selected (4)

Action

Apply selection

Repartition: By Pillar | By Sector | By Recipient | By SDG

Browse activities

# Introduction to the TOSSD data visualisation tool

## The TOSSD.org main site

**TOSSD** Total Official Support for Sustainable Development

HOME WHAT IS TOSSD INTERNATIONAL TASK FORCE PILOT STUDIES EVENTS RESOURCES DATA

First TOSSD data release  
March 2021  
The TOSSD Secretariat carried out the first data collection. Check 2019 data.

**260**  
billion  
of official  
resources  
for 2019  
OVER  
USD

**TOSSD at a glance**

TOSSD is a new international statistical framework for monitoring official resources and private finance mobilised by official interventions in support of sustainable development. It is designed to monitor both cross-border resources (Pillar I) and support to international public goods and global challenges (Pillar II). TOSSD includes both concessional and non-concessional support, from multilateral and bilateral finance providers, including South-South and triangular co-operation providers.

[Read more](#)

**Latest videos**

**Mr. Risenga Maluleke - TOSSD strategic vision**

Mr. Risenga Maluleke - Statistician-General and Head of Statistics South Africa (Stats SA) and co-chair of the TOSSD Task force - discusses the strategic vision of TOSSD at the TOSSD Task Force meeting in Pretoria, February 2020.

**Mr. Jean Nestor Nguema Mebane - Gabon perspective on TOSSD**

Mr. Jean Nestor Nguema Mebane - Deputy Director-General of Statistics in the Ministry of Economics and Finance of Gabon - shares his country perspective on TOSSD at the Task Force meeting in Pretoria, February 2020.

**Events**

- 12th meeting of the TOSSD Task Force 9 and 11 March 2021 in Virtual meeting
- [Browse events](#)

**Latest documents**

- Strategy Paper of the co-Chairs of the TOSSD Task Force
- Indonesia's perspective on TOSSD
- TOSSD-eligibility of COVID-19 related activities
- Tracking COVID-19 through TOSSD
- [Browse resources](#)

**TOSSD** Total Official Support for Sustainable Development

HOME WHAT IS TOSSD INTERNATIONAL TASK FORCE PILOT STUDIES EVENTS RESOURCES DATA

The International TOSSD Task Force is an inclusive group of experts from provider countries, recipient countries and multilateral organisations that has been collectively developing TOSSD since 2017. The International TOSSD Task Force makes all documents publicly available, fully respecting the recommendation of the Addis Ababa Action Agenda that, in July 2015, called for the development of TOSSD in an "open, inclusive and transparent manner". This page provides details of the International TOSSD Task Force members, the meetings held, the documents discussed and the decisions taken.

**Highlights from the 12<sup>th</sup> Task Force meeting**

The 12th International Task Force meeting took place virtually on 9 and 11 March 2021. At the meeting, the TOSSD Task Force Secretariat presented members the first TOSSD dataset and the updated website. Members discussed key strategic objectives and activities to promote the TOSSD framework and the use of TOSSD data in 2021. They also discussed a proposal to develop a basic manual of procedures for the Task Force. The TOSSD Task Force Secretariat updated members on the work of the IAEG-SDGs working group on measurement of development support.

**What does the International TOSSD Task Force do?**

The International TOSSD Task Force was created in July 2017 and currently has 29 members and 5 observers. The participants are statistical and development policy experts from provider countries, recipient countries and multilateral organisations. The International TOSSD Task Force established the first version of the TOSSD methodology in 2019, illustrated in the document "TOSSD Reporting Instructions", and continues to work on its further development.

For these processes, the International TOSSD Task Force consults experts on specific issues for example on peace & security and communicable diseases. The Civil Society community also participates in the Task Force as an observer.

**Task Force members**

Hide representatives

**Co-chairs**

- European Union**  
Mr Laurent Sarazin
- South Africa**  
Mr Risenga Maluleke

**Countries**

- Bangladesh**  
Dr Md. Rezaul Bashir Siddique
- Brazil**  
Mr Marcio L. Correa (ABC - Brazil)  
Mr José Eduardo Malta de Sá Brandão (IPEA)  
Ms. Denise Kronemberger (IBGE)
- Burkina Faso**  
Mr Windbenedo Jean Marie Kabre  
Mr Koussou Diagne
- Egypt**  
Mrs Reem Mohamed El Sebale
- European Union**  
Mr Jérôme Le Roy  
Ms Elise Hadman
- France**  
Mr Duncan Toulon
- Gabon**  
Mr Jean Nestor Nguema Mebane
- Philippines**  
Mr Claire Dennis S. Mapa  
Ms Rosalinda Baulista  
Ms Wilma A. Guillen
- Senegal**  
Mr Insa Sadio
- South Africa**  
Mr Pali Jobo Lehahla
- Sweden**

**Latest video**

**Mr. Jean Nestor Nguema Mebane - Gabon perspective on TOSSD**

Mr. Jean Nestor Nguema Mebane - Deputy Director-General of Statistics in the Ministry of Economics and Finance of Gabon - shares his country perspective on TOSSD at the Task Force meeting in Pretoria, February 2020.

[Browse videos](#)

**Reference papers**

- TOSSD Strategy Paper by the co-Chairs of the Task Force
- Terms of Reference (October 2020)

# Questions & answers

---



Any questions?



2

# Monitoring of global commitments

## Monitoring of global commitments

# Use TOSSD data for the Global Compact on Refugees (GCR)

TOSSD is recognised as an official data source for five indicators of the GCR Indicator Framework



TOSSD is a unique data source to collect data on the support of refugees in a systematic manner.

Data on the support for refugees are only captured from reporters to the ODA system through ad-hoc surveys.

Additionally, TOSSD can provide data on sustainable reintegration of refugees in the economy and culture of the provider country.

## Monitoring of global commitments

# Use TOSSD data for the Global Compact on Refugees

TOSSD is recognised as an official data source for five indicators of the GCR Indicator Framework

Indicators of the GCR Indicator Framework	Relevant TOSSD components
<p>1a) Flows provided to, or for the benefit of, refugees and host communities in refugee hosting countries (1.1.1a).</p> <p>1b) and in donor countries (1.1.1b).</p>	<p><b>Modality I03:</b> Support to refugees/protected persons - in other countries of asylum (TOSSD-eligible countries)</p> <p><b>Modality I01:</b> Support to refugees/protected persons in the provider country (up to 12 months of their stay)</p> <p><b>Modality I02:</b> Support to refugees/protected persons in the provider country (beyond the 12-month period)</p>
<p>2) Number of donors providing resources to, or for the benefit of, refugees and host communities in refugee-hosting countries (1.1.2)</p>	<p><b>Modality I03 and provider country</b></p>

## Monitoring of global commitments

# Use TOSSD data for the Global Compact on Refugees

TOSSD is recognised as an official data source for five indicators of the GCR Indicator Framework

Indicators of the GCR Indicator Framework	Relevant TOSSD components
3) Proportion of resources provided to, or for the benefit of, refugees and host communities, channelled to national actors in refugee-hosting countries (1.2.1).	<b>Modality I03 and channel</b>
4) Flows of resources provided to, or for the benefit of, refugee returnees in the country of origin (4.1.1).	<b>Modality I04:</b> Support to refugees/protected persons voluntarily returning to their countries of origin, nationality or last habitual residence (TOSSD-eligible countries)
5) Number of donors providing resources to, or for the benefit of, refugee returnees in the country of origin (4.1.2).	<b>Modality I04 and provider country</b>

3

# Summary of key points

## Summary of key points

# Summary of key points



**TOSSD data are made public in the TOSSD data visualisation tool**

<https://tossd.online/>.

The tool helps to get a first overview of the data. For further analysis, data can be exported to Excel, SML or PDF.

**TOSSD data are useful for a variety of data users:** recipient countries, multilateral institutions, media/journalists, providers, CSOs, think tanks, academics, data analysts and specific communities (e.g. people working on support to refugees).

**TOSSD data can fill a variety of information needs:**

development planning, SDG monitoring, analysis of TOSSD flows, SDG monitoring, etc.



